

Texas Burglar And Fire Alarm Association, Inc.

BALANCE SHEET

As of January 31, 2020

	TOTAL
ASSETS	
Current Assets	
Bank Accounts	
BB&T Money Market - 1094	101,292.34
Cash on Hand	0.00
Frost Bank - Central Chapter - 4903	2,979.37
Frost Bank Checking - 9942	25,528.38
Frost Bank Money Market - 9950	69.71
Frost Bank PAC Fund - 5327	18,046.90
PayPal	0.00
PayPal - Central Chapter	37.13
Plains Capital Checking	83,642.28
Plains Capital PAC Fund	888.00
Plains Capital-Money Market	-10.00
Plains Capital-PAC Fund-Central Chapter	-10.00
Total Bank Accounts	\$232,464.11
Accounts Receivable	
Accounts Receivable	8,498.00
Total Accounts Receivable	\$8,498.00
Other Current Assets	
Cash Deposits	0.00
Inventory Assets	0.00
Prepaid Expenses	0.00
Undeposited Funds	449.00
Total Other Current Assets	\$449.00
Total Current Assets	\$241,411.11
Fixed Assets	
Accumulated Depreciation	-8,312.19
Office Equipment	8,765.82
Total Fixed Assets	\$453.63
TOTAL ASSETS	\$241,864.74
LIABILITIES AND EQUITY	
Liabilities	
Current Liabilities	
Accounts Payable	
Accounts Payable	6,928.08
Total Accounts Payable	\$6,928.08
Other Current Liabilities	
Accrued Expense	0.00
Total Other Current Liabilities	\$0.00
Total Current Liabilities	\$6,928.08
Total Liabilities	\$6,928.08

	TOTAL
Equity	
Opening Bal Equity	50.00
Retained Earnings	232,025.25
Net Income	2,861.41
Total Equity	\$234,936.66
TOTAL LIABILITIES AND EQUITY	\$241,864.74

Texas Burglar And Fire Alarm Association, Inc.

PROFIT AND LOSS

January 2020

	TOTAL
Income	
Advertising - Website	1,025.61
Credit Card Residual	54.70
Membership Dues	
Associate Membership	2,250.00
Regular Membership	10,075.00
Branch Office Fee	50.00
Total Regular Membership	10,125.00
Total Membership Dues	12,375.00
Total Income	\$13,455.31
GROSS PROFIT	\$13,455.31
Expenses	
Annual Conference Expense	
Production Expenses	750.00
Total Annual Conference Expense	750.00
Bank Service Charges	225.12
Credit Card Service Fee	290.04
Delivery Expense	
Postage Expense	22.00
Total Delivery Expense	22.00
Professional Fees	
Association Management	
Management Fees	2,433.33
Travel Expenses	180.78
Total Association Management	2,614.11
Lobbyist Fees	4,000.00
Website Development & Hosting	170.00
Total Professional Fees	6,784.11
Scholarship	2,000.00
Technology Services	
Conference Call Service	159.80
Telephone & Fax Answering Services	33.19
Toll-Free & Long Distance Service	4.89
Web Hosting Service	324.75
Total Technology Services	522.63
Total Expenses	\$10,593.90
NET OPERATING INCOME	\$2,861.41
NET INCOME	\$2,861.41

Texas Burglar And Fire Alarm Association, Inc.

BALANCE SHEET

As of January 31, 2020

	TOTAL
ASSETS	
Current Assets	
Bank Accounts	
BB&T Money Market - 1094	101,292.34
Cash on Hand	0.00
Frost Bank - Central Chapter - 4903	2,979.37
Frost Bank Checking - 9942	25,528.38
Frost Bank Money Market - 9950	69.71
Frost Bank PAC Fund - 5327	18,046.90
PayPal	0.00
PayPal - Central Chapter	37.13
Plains Capital Checking	83,642.28
Plains Capital PAC Fund	888.00
Plains Capital-Money Market	-10.00
Plains Capital-PAC Fund-Central Chapter	-10.00
Total Bank Accounts	\$232,464.11
Accounts Receivable	
Accounts Receivable	8,498.00
Total Accounts Receivable	\$8,498.00
Other Current Assets	
Cash Deposits	0.00
Inventory Assets	0.00
Prepaid Expenses	0.00
Undeposited Funds	449.00
Total Other Current Assets	\$449.00
Total Current Assets	\$241,411.11
Fixed Assets	
Accumulated Depreciation	-8,312.19
Office Equipment	8,765.82
Total Fixed Assets	\$453.63
TOTAL ASSETS	\$241,864.74
LIABILITIES AND EQUITY	
Liabilities	
Current Liabilities	
Accounts Payable	
Accounts Payable	6,928.08
Total Accounts Payable	\$6,928.08
Other Current Liabilities	
Accrued Expense	0.00
Total Other Current Liabilities	\$0.00
Total Current Liabilities	\$6,928.08
Total Liabilities	\$6,928.08

	TOTAL
Equity	
Opening Bal Equity	50.00
Retained Earnings	232,025.25
Net Income	2,861.41
Total Equity	\$234,936.66
TOTAL LIABILITIES AND EQUITY	\$241,864.74

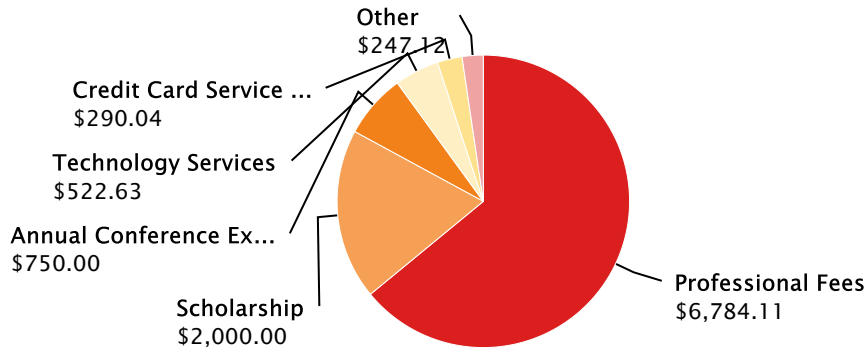
Texas Burglar And Fire Alarm Association, Inc.

PROFIT AND LOSS

January 2020

	TOTAL
Income	
Advertising - Website	1,025.61
Credit Card Residual	54.70
Membership Dues	
Associate Membership	2,250.00
Regular Membership	10,075.00
Branch Office Fee	50.00
Total Regular Membership	10,125.00
Total Membership Dues	12,375.00
Total Income	\$13,455.31
GROSS PROFIT	\$13,455.31
Expenses	
Annual Conference Expense	
Production Expenses	750.00
Total Annual Conference Expense	750.00
Bank Service Charges	225.12
Credit Card Service Fee	290.04
Delivery Expense	
Postage Expense	22.00
Total Delivery Expense	22.00
Professional Fees	
Association Management	
Management Fees	2,433.33
Travel Expenses	180.78
Total Association Management	2,614.11
Lobbyist Fees	4,000.00
Website Development & Hosting	170.00
Total Professional Fees	6,784.11
Scholarship	2,000.00
Technology Services	
Conference Call Service	159.80
Telephone & Fax Answering Services	33.19
Toll-Free & Long Distance Service	4.89
Web Hosting Service	324.75
Total Technology Services	522.63
Total Expenses	\$10,593.90
NET OPERATING INCOME	\$2,861.41
NET INCOME	\$2,861.41

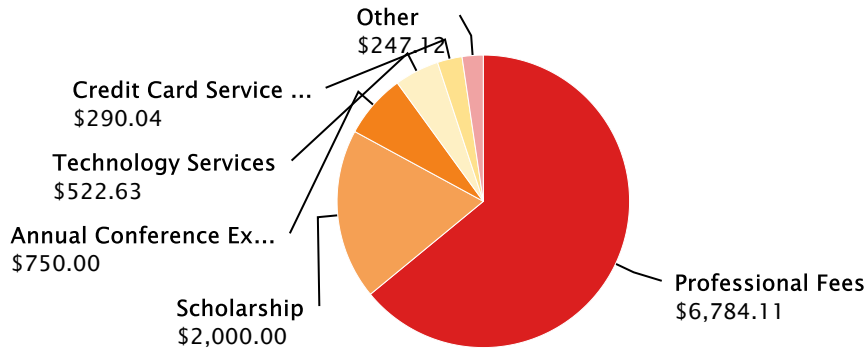
Texas Burglar And Fire Alarm Association, Inc.
Expense By Category



%	Category	(\$)Amount
64.04%	Professional Fees	6,784.11
18.88%	Scholarship	2,000.00
7.08%	Annual Conference Expense	750.00
4.93%	Technology Services	522.63
2.74%	Credit Card Service Fee	290.04
2.33%	Other	247.12

Monday, Feb 10, 2020 09:51:43 AM GMT-06:00 - Accrual Basis

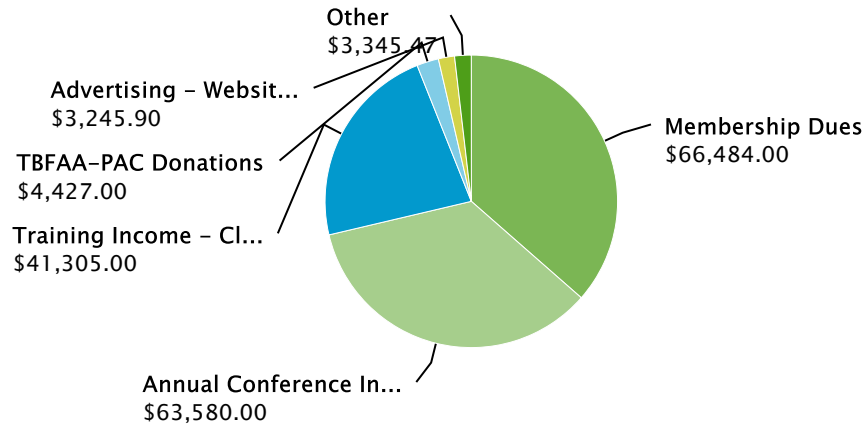
Texas Burglar And Fire Alarm Association, Inc.
Expense By Category



%	Category	(\$)Amount
64.04%	Professional Fees	6,784.11
18.88%	Scholarship	2,000.00
7.08%	Annual Conference Expense	750.00
4.93%	Technology Services	522.63
2.74%	Credit Card Service Fee	290.04
2.33%	Other	247.12

Monday, Feb 10, 2020 09:50:32 AM GMT-06:00 - Accrual Basis

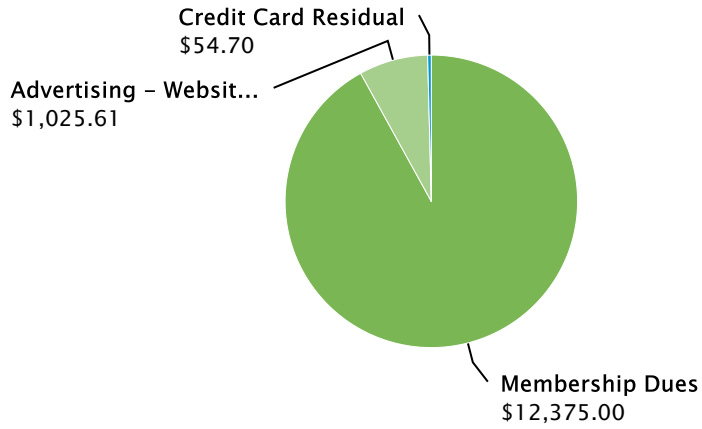
Texas Burglar And Fire Alarm Association, Inc.
Income By Category



%	Category	(\$)Amount
36.45%	Membership Dues	66,484.00
34.86%	Annual Conference Income	63,580.00
22.65%	Training Income - Classroom	41,305.00
2.43%	TBFAA-PAC Donations	4,427.00
1.78%	Advertising - Website	3,245.90
1.83%	Other	3,345.47

Monday, Feb 10, 2020 09:51:14 AM GMT-06:00 - Accrual Basis

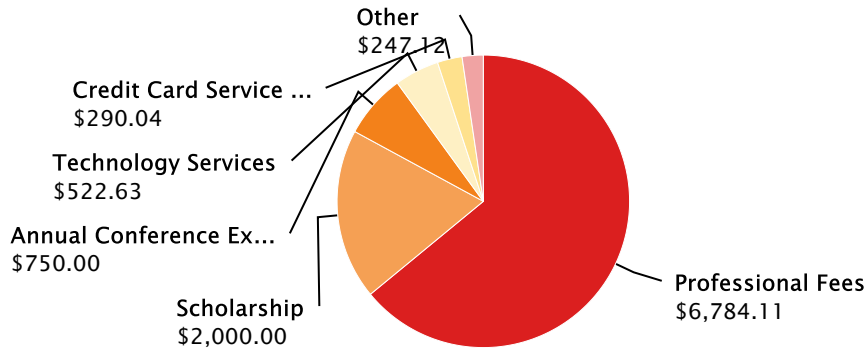
Texas Burglar And Fire Alarm Association, Inc. Income By Category



%	Category	(\$) Amount
91.97%	Membership Dues	12,375.00
7.62%	Advertising - Website	1,025.61
0.41%	Credit Card Residual	54.70

Monday, Feb 10, 2020 09:48:52 AM GMT-06:00 - Accrual Basis

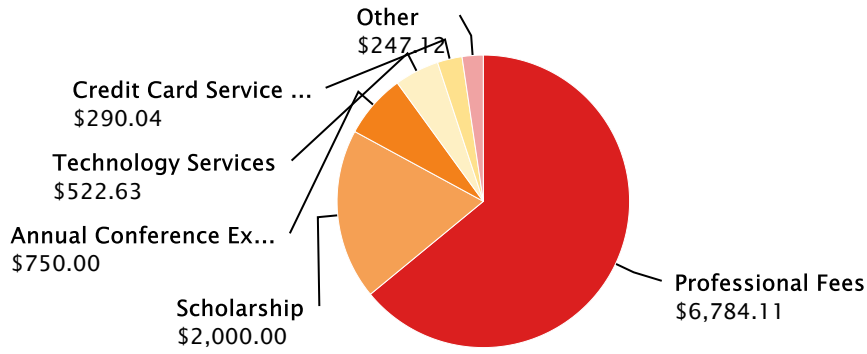
Texas Burglar And Fire Alarm Association, Inc.
Expense By Category



%	Category	(\$)Amount
64.04%	Professional Fees	6,784.11
18.88%	Scholarship	2,000.00
7.08%	Annual Conference Expense	750.00
4.93%	Technology Services	522.63
2.74%	Credit Card Service Fee	290.04
2.33%	Other	247.12

Monday, Feb 10, 2020 09:51:43 AM GMT-06:00 - Accrual Basis

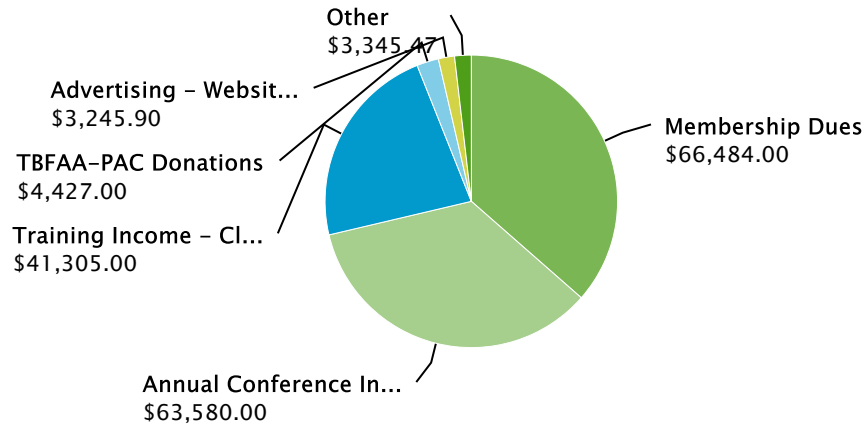
Texas Burglar And Fire Alarm Association, Inc.
Expense By Category



%	Category	(\$)Amount
64.04%	Professional Fees	6,784.11
18.88%	Scholarship	2,000.00
7.08%	Annual Conference Expense	750.00
4.93%	Technology Services	522.63
2.74%	Credit Card Service Fee	290.04
2.33%	Other	247.12

Monday, Feb 10, 2020 09:50:32 AM GMT-06:00 - Accrual Basis

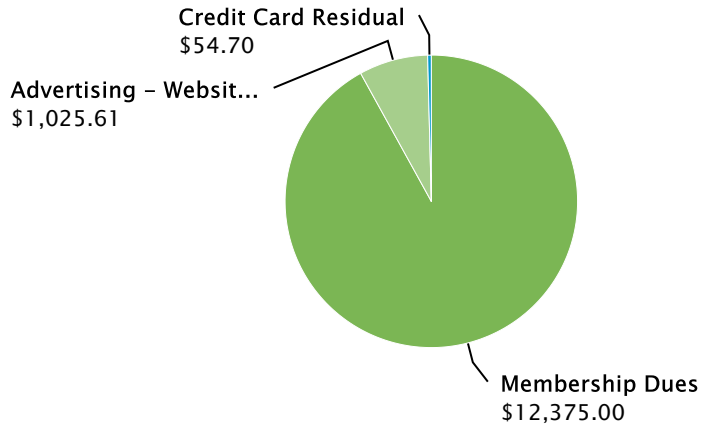
Texas Burglar And Fire Alarm Association, Inc.
Income By Category



%	Category	(\$)Amount
36.45%	Membership Dues	66,484.00
34.86%	Annual Conference Income	63,580.00
22.65%	Training Income - Classroom	41,305.00
2.43%	TBFAA-PAC Donations	4,427.00
1.78%	Advertising - Website	3,245.90
1.83%	Other	3,345.47

Monday, Feb 10, 2020 09:51:14 AM GMT-06:00 - Accrual Basis

Texas Burglar And Fire Alarm Association, Inc. Income By Category



%	Category	(\$) Amount
91.97%	Membership Dues	12,375.00
7.62%	Advertising - Website	1,025.61
0.41%	Credit Card Residual	54.70

Monday, Feb 10, 2020 09:48:52 AM GMT-06:00 - Accrual Basis